


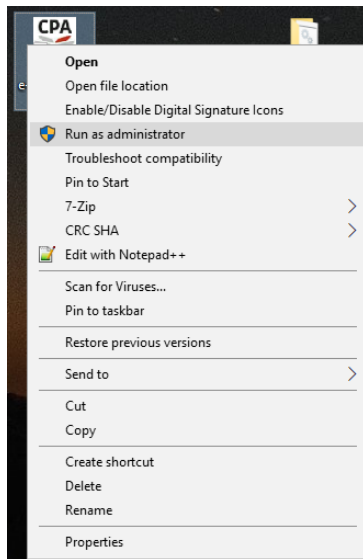
Case 1: Fail to update e-Handbook when "Smart-Update" was clicked.

Solution:

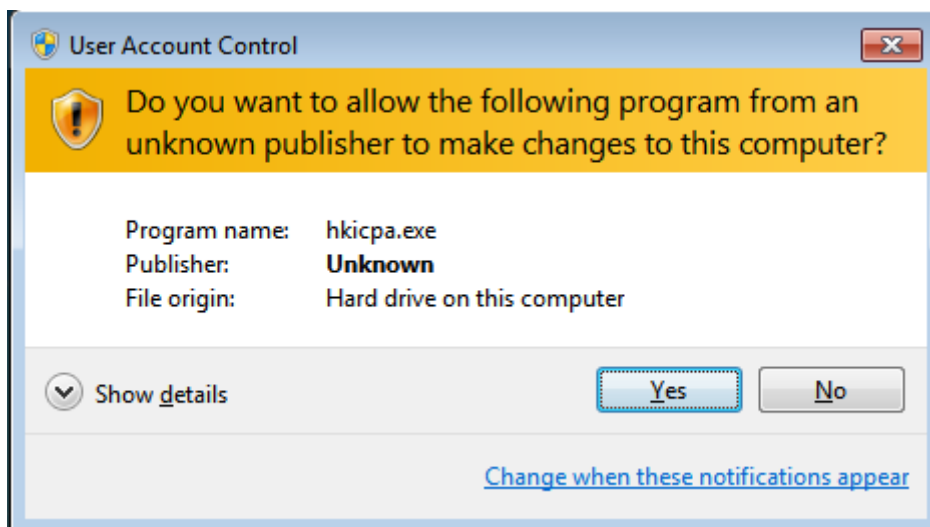
1. Right-click the Member e-Handbook icon on your desktop as below:



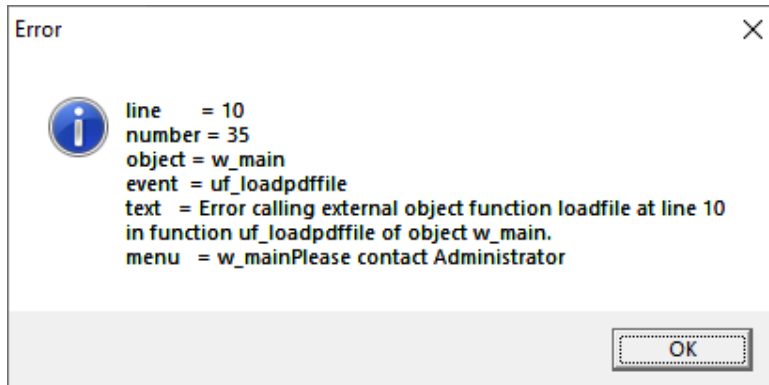
2. Select "Run as administrator" (以系統管理員身份執行)



3. Press "Yes" / "Allow" to confirm



Case 2: Error Message when launching e-Handbook



Solution:

Please re-install the Adobe Reader in your computer. You may download the Adobe Reader from Adobe's official website of Adobe Inc. at <http://www.adobe.com/>