

HKICPA Certificate in Accounting and Business (CAB) CAB Digital Badge Guide

Congratulations for completing the full CAB journey! Earn and share your CAB Digital Badge now!

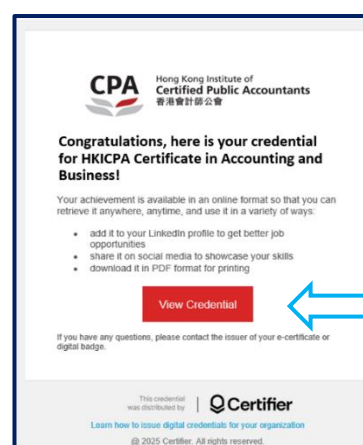
Tips: #1 For better user experience, you are encouraged to **download the LinkedIn mobile apps** in advance. Alternatively, you may use computer to share your digital badge to LinkedIn.

#2 For mobile users, **safari** is preferred.

A) Earn Your CAB Digital Badge

- (1) After received email notification from no-reply@hkicpa.org.hk, click **“View Credential”** button.

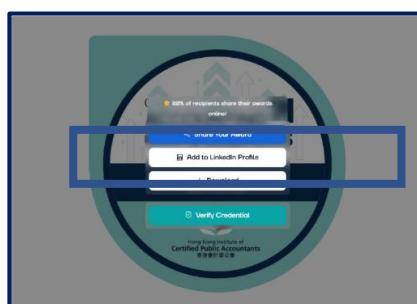
You will be directed to access your CAB Digital Badge via Certifier!



Click the button at the centre

B) Share Your CAB Digital Badge to LinkedIn

- (1) Select **“Add to LinkedIn profile”**



Click the button at the centre

- (2) Preview the information in **default fields**

and

- (3) Click **“Save”** button

Default Fields

Click **“Save”** button

(4) Preview the
default message

and

(5) Click “**Next**” button

Certification added! Next, share this update
with your network.



} **Default
Message**



Click
“**Next**”
button


(6) Click “**Post**” button

× Anyone ▼



Click
“**Post**”
button

I'm happy to share that I've obtained a new
certification: HKICPA Certificate in Accounting
and Business from Hong Kong Institute of
Certified Public Accountants (HKICPA)!

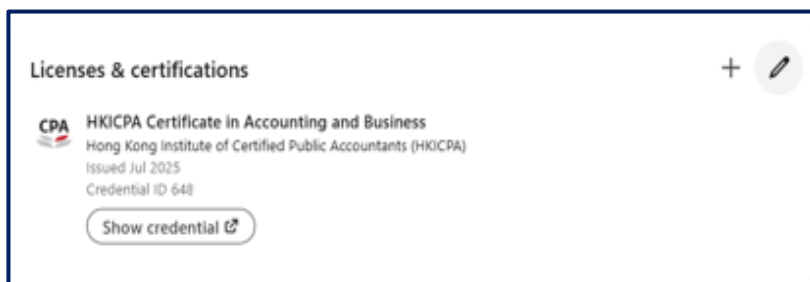




(7) You have posted on LinkedIn! Congratulations!



(8) Your “Licenses and certifications” profile is updated!



Support and Assistance

We have partnered with Certifier to offer your CAB Digital badge. You may access to their official articles(s) or blog(s) for guidance on [how to add digital badge to other social media](#).

For other matters, you can also contact us:

Email: students.reg@hkipa.org.hk

Phone: (852) 2287-7228