

ScanSnap SV600

**Simple, Speedy & Compact.
From Paper to PDF in one touch!**



NEW

Enhanced with new features

- ▶ Minimize unevenness in image quality with "VI technology"
- ▶ Automatically cropping of several documents with "Multiple Document Detection"
- ▶ Shorten operating time with "Page Turning Detection"
- ▶ Correct distortion and curviness of books with "Book Image Correction"

Premium bundled Software (Win)

- ▶ Rack2-Filer Smart with Magic Desktop
- ▶ Adobe® Acrobat® Standard
- ▶ CardMinder

General Specifications

Description	ScanSnap SV600	
Scanner type	Over Head system, simplex scanning	
Scanning modes	Color, grayscale, monochrome, Automatic (color, grayscale, monochrome detection)	
Image sensor	Lens reduction optics / color CCD x 1	
Light source	(White LED + lens illumination) x 2	
Optical resolution	Horizontal scanning: 285 to 218 dpi, Vertical scanning: 283 to 152 dpi *1	
Scanning speed (A3 landscape) *2	Auto mode *3	"Better mode" or "Best mode": 3 seconds / page
	Normal mode	Color / Grayscale: 150 dpi, Monochrome: 300 dpi 3 seconds / page *4
	Better mode	Color / Grayscale: 200 dpi, Monochrome: 400 dpi 3 seconds / page *4
	Best mode	Color / Grayscale: 300 dpi, Monochrome: 600 dpi 3 seconds / page *4
	Excellent mode	Color / Grayscale: 600 dpi, Monochrome: 1,200 dpi 3 seconds / page *4
Document size	Automatically recognizes document size, A3(landscape), A4(landscape), A5(landscape), A6(landscape), B4(landscape), B5(landscape), B6(landscape), Post card, Business card, Double Letter(landscape), Letter, Legal(landscape) and Customized size (Max: 432 x 300 mm (17.0 x 11.8 in.), Min: 25.4 x 25.4 mm (1 x 1 in.)) *5	
Document thickness	30 mm (1.18 in.) or less	
How to start scanning *6	Select one of the below. 1. Normal scan: Press "Scan" button for every page 2. Timed Interval Scanning (Timed Mode) 3. Page turning detection	
Interface *7	USB2.0 / USB1.1 (connector: B Type)	
Image processing functions	Deskew by text on document, Auto paper size detection, Auto image rotation, Auto color detection, Book image correction *8, Multiple document detection *9	
Magnification in vertical scanning (length)	±1.5%	
Power requirement	AC 100 to 240 V, 50 / 60 Hz	
Power consumption	During operation: 20 W or less During sleep mode: 2.6 W or less During standby: 0.4 W or less	
Operation environment	Temperature: 5 to 35 °C (41 to 95 °F) Relative humidity: 20 to 80 % (Non-condensing)	
Dimensions (W x D x H)	210 x 156 x 383 mm	
Device weight	3 kg (6.613 lb)	
Environmental compliance	ENERGY STAR® / RoHS	
Driver	Specific driver (Does not support TWAIN / ISIS™)	
Bundled software	Scanner driver	ScanSnap Manager V6.2
	File management	ScanSnap Organizer V5.1
	Business card management	CardMinder™ V5.0
	PDF editing	Adobe® Acrobat® Standard
	Text recognition	ABBYY FineReader for ScanSnap™ 5.0
	Document filing	Rack2-Filer Smart with Magic Desktop V1.0
	Evernote	Evernote for Win 4.5
ECM linkage software	Scan to Microsoft® SharePoint® 3.4 *10	

- *1 Optical resolution differs due to different scanning angle on the same document.
- *2 Scanning speed may vary due to the system environment used.
- *3 Switch between "Better mode" and "Best mode" depends on the length of the document. A4 (portrait): 200 dpi, A5 size or below: 300 dpi
- *4 Time between actual start of scanning (scanning pad) and finish scanning.
- *5 For documents of thickness over 5 mm, the maximum document size is 400 x 300 mm.
- *6 When performing continuous scanning, time is needed for the scanning head to return to its original position.
- *7 Compatible with USB3.0 port but connection will run as USB2.0 speed.
- *8 Automatically correct distortion caused by the curve of an opened book or magazine.
- *9 Digitize multiple documents by automatically cropping several documents in one scan.
- *10 The software is available to be downloaded from ScanSnap website.

Included items

- AC cable
- Background Pad
- Rack2-Filer Smart with Magic Desktop
- AC adapter
- Set-up DVD-ROM
- DVD-ROM
- USB cable
- Adobe® Acrobat® DVD-ROM
- Extenders (x2)

Option

Description	Part number	Remarks
Background Pad	PA03641-0052	Set in front of the scanner when scanning. * One pad is bundled with the scanner.

This scanner is designed to digitize materials that can be reproduced lawfully, in accordance with applicable copyright regulations and other laws. ScanSnap users are responsible for how they use this scanner. It is imperative that ScanSnap users comply with all applicable local rules and laws, including, without limitation, copyright laws when using this scanner.

* ABBYY™ FineReader™ Engine ©2011 ABBYY. OCR by ABBYY. ABBYY and FineReader are trademarks of ABBYY. * Adobe, Acrobat are either registered trademarks or tradenames of Adobe Systems Incorporated in the United States and/or other countries. * Evernote is a registered trademark or trademark of Evernote Corporation. * Android is registered trademarks or trademarks of Google Inc. * Intel, Pentium, and Intel Core are registered trademarks or trademarks of Intel Corporation in the United States and other countries. * ISIS™ is a registered trademark of EMC Corporation in the United States. * iPad, iPhone and iPod touch are trademarks of Apple Inc. * Microsoft, Windows, Windows Vista, PowerPoint and SharePoint are either registered trademarks or trademarks of Microsoft Corporation in the United States and/or other countries. * ScanSnap, ScanSnap logo, ScanSnap Manager, ScanSnap Organizer, CardMinder, Rack2-Filer and Magic Desktop are registered trademarks or trademarks of PFI LIMITED in Japan. * Other company names and product names are the registered trademarks or trademarks of the respective companies.

ScanSnap SV600 System Requirements

Compatible operating systems	Windows® 8 (32-bit / 64-bit) *1	Windows® 7 (32-bit / 64-bit) SP1 or later	Windows Vista® (32-bit / 64-bit) SP2 or later	Windows® XP (32-bit) SP3 or later	
Driver / Applications *2	ScanSnap Manager V6.2	Supported	Supported	Supported	
	ScanSnap Organizer V5.1	Supported	Supported	Supported	
	CardMinder™ V5.0	Supported	Supported	Supported	
	ABBYY FineReader for ScanSnap™ 5.0	Supported	Supported	Supported	
	Scan to Microsoft® SharePoint® 3.4	Supported	Supported	Supported	
Adobe® Acrobat® Standard *3	Please refer to the Web site of Adobe Systems Incorporated for latest support information.				
Evernote for Win 4.5	Supported	Supported	Supported	Supported	
Hardware requirements *4	CPU *5	Intel® Core™ i5 2.5 GHz or higher			
	Memory capacity *5	64-bit: 4 GB or more 32-bit: 4 GB or more			
	Display	1,024 x 768 pixels or more	800 x 600 pixels or higher		
	Disk capacity *6	4,350 MB free hard disc space for installation			
	DVD-ROM drive	Required for installation *7			
USB port *5 *8	USB 3.0 / USB 2.0 / USB 1.1				

- *1 Function as a desktop application.
- *2 Please refer to the ScanSnap Web site for latest support information.
- *3 Requires Internet Explorer 7.0 or later, or, Firefox 3.5 or later.
- *4 The ScanSnap device may not work if the connected computer does not meet these requirements.
- *5 Scanning speeds may drop if recommended CPU, memory capacity and USB 1.1 requirements are not met.
- *6 .NET Framework 3.5 SP1 will be installed (requires 500 MB of disk space) together with either ScanSnap Manager, ScanSnap Organizer or CardMinder™ for systems that do not have .NET Framework 3.5 SP1 installed.
- *7 Refer to the website if do not have a DVD-ROM drive. <http://scansnap.fujitsu.com/jp-support/en/>
- *8 ScanSnap operates on both USB2.0 and USB3.0 without any difference in performance.
- *9 System requirements may change depending on the duration of support and the support policy of the companies that make the software listed in the table above.

Rack2-Filer Smart V1.0 / Magic Desktop V1.0 *1 *2 System Requirements

Compatible operating systems	Windows® 8 (32-bit / 64-bit) *3	Windows® 7 (32-bit / 64-bit) SP1 or later	Windows Vista® (32-bit / 64-bit) SP2 or later	Windows® XP (32-bit) SP3 or later	
Hardware requirements	CPU	Intel® Pentium® 4 1.8 GHz or higher (Recommended: Intel® Core™ 2 Duo 2.2 GHz or higher)			
	Memory capacity	2 GB or more (Recommended: 4 GB or more)			
	Display	1,024 x 768 pixels or higher			
	Disk capacity	System drive *4	64-bit: 2 GB or more	-	
		Installation drive	32-bit: 850 MB or more		
Supported scanners	ScanSnap SV600, iX500, S1500, S1300i, S1300, S1100				
Supported mobile devices	iOS	Model	iPad series, iPhone series (4 or later), iPod touch series (4th generation or later)		
		OS	iOS 4.3 or later		
	Android	Applications	Rack2-Filer Smart for iOS 1.1.0 or later		
		Model	ARM compatible processor		
		OS	Android OS 2.2 or later		
Memory capacity	512 MB or more				
Applications	Rack2-Filer Smart for Android 1.1.1 or later				

- *1 Please refer to the Rack2-Filer Smart Web site and the Magic Desktop Web site.
- *2 When installing Magic Desktop, Internet connection is required.
- *3 Rack2-Filer Smart and Magic Desktop runs as a desktop application.
- *4 This is the free capacity required when .NET Framework 4 or later is not installed.
- *5 Disk capacity is not necessary as Microsoft® .NET Framework 4.5 is included in Windows® 8.

Cleaning Materials

Description	Part number	Remarks
Cleaner F1	PA03950-0352	100 ml bottle For cleaning the glass, camera, lamp etc of the scanning head.
Cleaning Wipe	PA03950-0419	1 pack (24 sheets) Wet tissue with "cleaner F1". For cleaning the glass, camera, lamp etc of the scanning head.



ABBYY™ FineReader™ Engine ©2011 ABBYY. OCR by ABBYY. ABBYY and FineReader are trademarks of ABBYY.



PFI LIMITED, a Fujitsu company, has determined that this product meets the ENERGY STAR® guidelines for energy efficiency. ENERGY STAR® is a registered trademark of the United States.

For more ScanSnap related information, visit our Web site at : <http://scansnap.fujitsu.com/>

⚠ Safety Precautions	Be sure to carefully read all safety precautions prior to using this product and use this device as instructed.	Do not place this device in wet, moist, steamy, dusty or oily areas. Using this product under such conditions may result in electrical shock, fire or damage to this product.
-----------------------------	---	---

Specifications are subject to change without notice.

©2013 PFI LIMITED Printed in some country 2013.09 U-110 AMN 50S

shaping tomorrow with you

A New Perspective on scanning

ScanSnap SV600



Digitize anything with ease

You can scan newspaper, magazines or books directly without cutting or damaging it.

Scan anything from business cards to A3 size (landscape)* documents

No more hassle to cut or fold documents larger than A4 size such as newspaper and magazines, simply position the documents and they can be scanned directly without any extra effort.

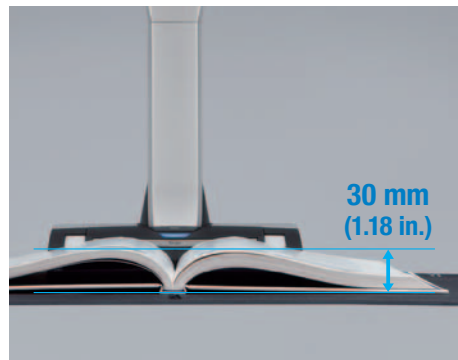
*The maximum document size will be 400 x 300 mm when the thickness of the document is over 5 mm



No problem in scanning thick documents*

Not only books or magazines, but also documents with sticky notes can be scanned directly without any difficulty.

*Maximum document thickness is 30 mm (1.18 in.)



No need to worry about your delicate documents or books




With "VI technology", scanning can be performed without touching the document. You do not need to worry that documents such as crayon or oil paintings, pencil writings or photos will be damaged by touching.



New VI technology*

(*VI technology: Versatile Imaging technology)

Equipped with "VI technology" which combines Deep depth of field lens, CCD linear image sensor and High directivity LED lamp, SV600 is able to minimize unevenness in image quality and generate smooth image even scanning from a distance.



Smooth operation with the assist of various functions

SV600 is enhanced with new customized features while continuing ScanSnap concept of simple, speedy and compact.

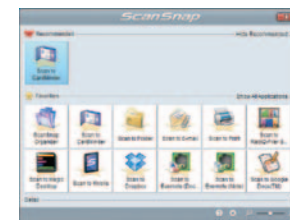
Quick Menu saves time!



Quick Menu: Favorites

Icons of the most used application is displayed.

Even first-time ScanSnap user can master the functions by navigating through the Quick Menu. ScanSnap's Quick Menu automatically pops up after scanning to enable you to link the data to an application, quickly and easily. You do not have to remember any complicated procedures; just simply click the icon on screen. 2 new features are added to improve operability:



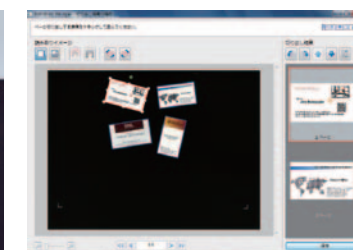
Quick Menu: Recommended

Icons of the recommended application is displayed in priority.

Automatically cropping of several documents with "Multiple Document Detection"*

With only one touch and one scan, the "Multiple Document Detection" function is able to crop several documents at the same time when positioning in the scanning area. You can save time and hassle by placing several business cards, photos, newspaper clippings and other documents at once and let SV600 does the cropping intelligently for you.

*Up to 10 documents can be cropped automatically. At least 15 mm is needed between documents.



Fast start up time and scanning speed lead to time saving and efficiency

SV600's start up time is so quick; scanning is ready in only 3 seconds after switching on the scanner. Furthermore, less than 3 seconds are needed for scanning large A3 size documents. This high speed scanning let you enjoy stress free scanning.

Compact design that does not occupy much work space

SV600 is compact and you can use your work space efficiently as you only need space to place document when scanning. Unlike flatbed scanner, it will not occupy your valuable desk space all the time.

Create your own digital books in this all-in-one model

ScanSnap SV600 is your ultimate partner to scan books or magazines efficiently. It comes with filing-use software "Rack2-Filer Smart with Magic Desktop" with enhanced functions. Together with the hardware and software, you can generate image file, organize and read your own scanned digital books.

Step 1 Scan with one touch!

With the newly renowned features, you can continuously scan multiple pages smoothly.

Page Turning Detection
Automatically detect when the page is turned.

Timed Mode
• You can set the time to start scanning after the "Scan" button is pressed.
• (When continuous scanning) you can set the time interval before the next scanning to begin.

Step 2 Auto image correction

Book Image Correction – Automatically correct distortion caused by the curve of an opened book. You can confirm and fine tune the scanned images on the preview dialog after scanning.



Book Image Correction
Can easily correct distortion of the document.



Point Retouch function
Finger images scanned while suppressing the document can be corrected with ease.



Step 3 Go paperless with digital filing

The new feature of "Rack2-Filer Smart with Magic Desktop", "Easy book creation", is especially added for SV600. You can divide pages and create thumbnail using the scanned front and back cover of the book after scanning.



Rack2-Filer Smart with Magic Desktop Easy Book Creation

Step 4 Organizing and Viewing on the go

Carry your scanned documents with you anywhere anytime; you can conveniently browse your scanned digitalized book from your tablet or Smartphone. "Rack2-Filer Smart with Magic Desktop" manages and organizes all your scanned images while providing you with the functionality to utilize data in many ways.

