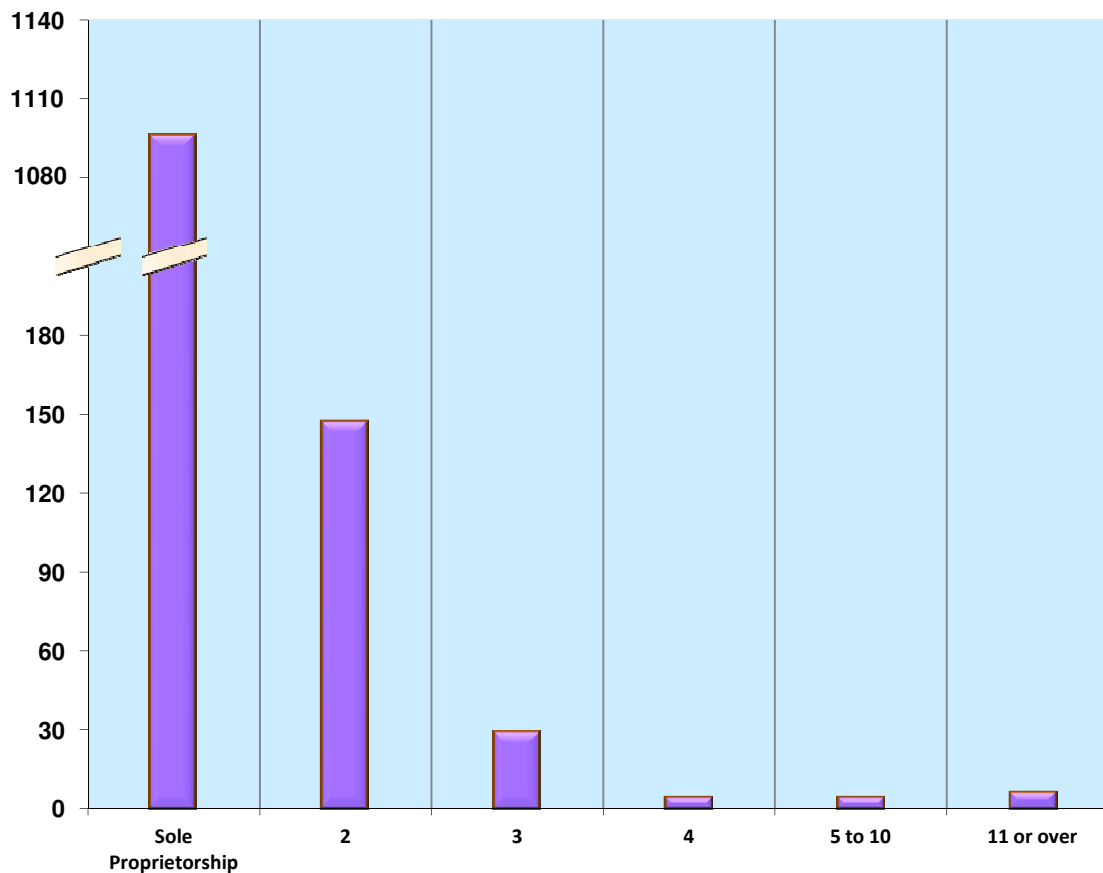




Statistics on Firm (as at 31 May 2019)

1. Analysis by sole proprietor/partners

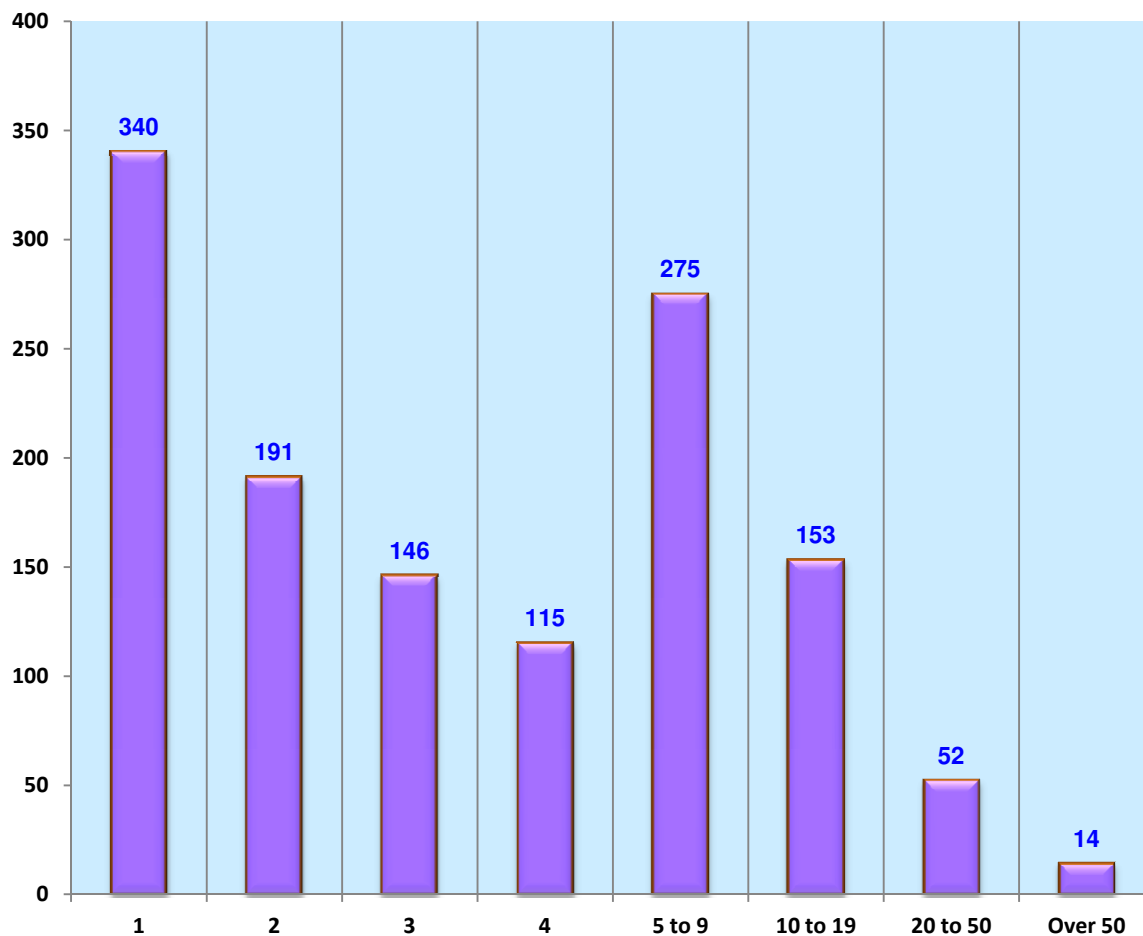
No. of partners	No. of firms	Percentage of total
Sole Proprietorship	1,096	85.2%
2	147	11.4%
3	29	2.3%
4	4	0.3%
5 to 10	4	0.3%
11 or over	6	0.5%
TOTAL	1,286	100.0%





2. Analysis by total no. of staff

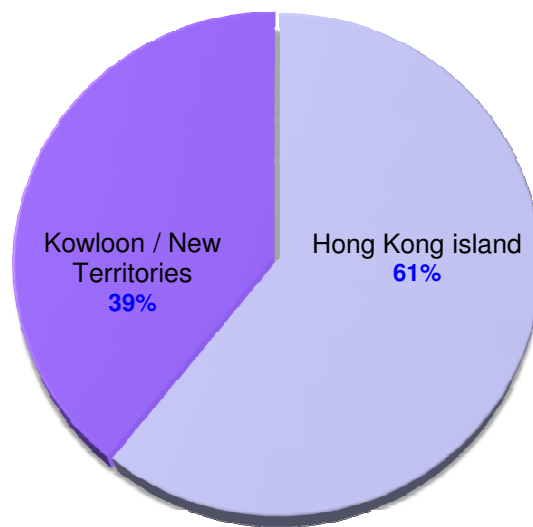
Total no. of staff	No. of firms	Percentage of total
1	340	26.4%
2	191	14.9%
3	146	11.4%
4	115	8.9%
5 to 9	275	21.4%
10 to 19	153	11.9%
20 to 50	52	4.0%
Over 50	14	1.1%
TOTAL	1,286	100.0%





3. Location of registered office

	No. of firms	Percentage of total
Hong Kong island	781	60.7%
Kowloon / New Territories	505	39.3%
TOTAL	1,286	100.0%





4. Growth rate

	No. of firms	Growth rate
Oct 2014	1,271	--
Oct 2015	1,274	+0.2%
Oct 2016	1,284	+0.8%
Oct 2017	1,299	+1.2%
Oct 2018	1,294	-0.4%

